

6

ABOUT ME:

Both scientists and artists are very detailed. They observe things up close in order to learn about them. Can you observe the tree parts listed below up close and draw them in the spaces to make a "portrait" of your tree?"

<p>My leaves:</p>	<p>My branches:</p>
 <p>Leaves help the tree capture sunlight, which the tree uses to grow.</p>	 <p>Roots help the tree get water and nutrients from the earth, which it uses to grow.</p>
<p>My trunk:</p>	<p>My roots:</p>
 <p>The trunk helps the tree stay strong and grow taller.</p>	 <p>Branches help the tree spread out its reach so it can capture more sunlight.</p>



CONGRATULATIONS! You have finished the portrait of your tree! If you can, spend more time outside with your family. Being around trees makes us happier!

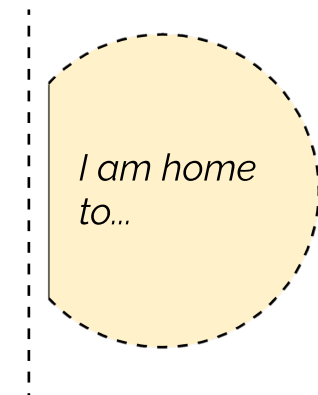


Open this booklet for instructions



5 I AM A TREE!

Drawn by: _____



Instructions:

1. Before you begin, collect the following things:




This booklet



A pencil



Colored pencils




A hard surface on which to draw

2. Do activities 1-4 on the following page.

3. Go outside with your materials and an adult, and look for a tree that you like.*


4. Draw the tree on the front of this booklet. Keep these two things in mind:

- The horizontal line of grass is the earth.
What part of the tree is under the earth?
- The dotted vertical lines indicate the width of the tree trunk. You have to draw it this wide in order to see a **surprise at the end!**




5. Before returning home, do the last activity on the back page of this booklet.

6. Would you like to see the surprise now?! Ask an adult to cut the circles on the front page along the dotted lines. They should cut **ONLY** the dotted lines, not the solid vertical lines.



Scissors



Hint for adults:

It is easier to cut the circles if you fold the paper before making the first cuts.

7. Now, open the circles. What do you see? Trees form part of a community of living things, just like you form part of a community that includes your family, friends, and pets. Can you think of five people (or pets) that are part of *your* community? Share your list with a family member!

*Remember to keep a distance of 6 feet from people that don't live in your house with you.

Animals

1 Can you think of an animal that flies, is awake at night, and makes the noise "hoo hoo"? Draw it below, in the circle to the left of the cat.

2 Now, look at the two animals. Surely you see differences, but can you see similarities also? Circle the **three things** from the list below that the two animals have in common.

They can fly




They have two eyes

They are soft

They are smaller than a tiger

They have beaks

They have four feet



3 Can you think of a big plant that has a wooden trunk, long branches, and under whose shade you can sit? Draw it in the circle above.

4 Now, look at the two plants and circle the **three things** from the list below that they have in common.

They have green parts

They have wooden trunks

They are very hard

They grow from small to big

They are the same size

They have roots under the earth

Plants